

## Catch the Bus



Plan your journey around Cambridge by visiting <https://www.traveline.info/>

or download 'MotionMap' or 'My Bus Trip App' from the App Store

### Bus Stops

- A** Citi 7, 31, 13/A/B/C/X13, 99, 335
- B** Citi 1, 31
- C** Citi 7, 13/A/B/C/X13, 31, 132
- D** Citi 2, 25
- Dame Mary Archer Way** Citi 7, 25, 75, X2, X3, Busway A, B & Universal
- Long Road Sixth Form College** Citi 1, 31
- Outpatients** Citi 7, 13/A/B/C/X13, X2, X3, 31, 132 & Busway B
- Puddicombe Way** Citi 2, 25, X2, X3 & Busway B
- Francis Crick Avenue** Citi 7, 25, 75, Busway A, B & Universal

Please refer to the Bus routes map overleaf for more information about buses in an around Cambridge.

## Travel discounts, loans and more



Check with your employer for travel plan initiatives on offer to you at CBC. These can include discounts and loans for rail season tickets, the Cycle to Work Scheme and discounts at local bicycle retailers.

### University Card Holders

A single (one-way) journey on route U is just £1 for holders of University Cards issued by the University of Cambridge.

For non-University card holders, any trip costs £2.20. More information on prices can be found online: [www.go-whippet.co.uk/new-route-u/](http://www.go-whippet.co.uk/new-route-u/)

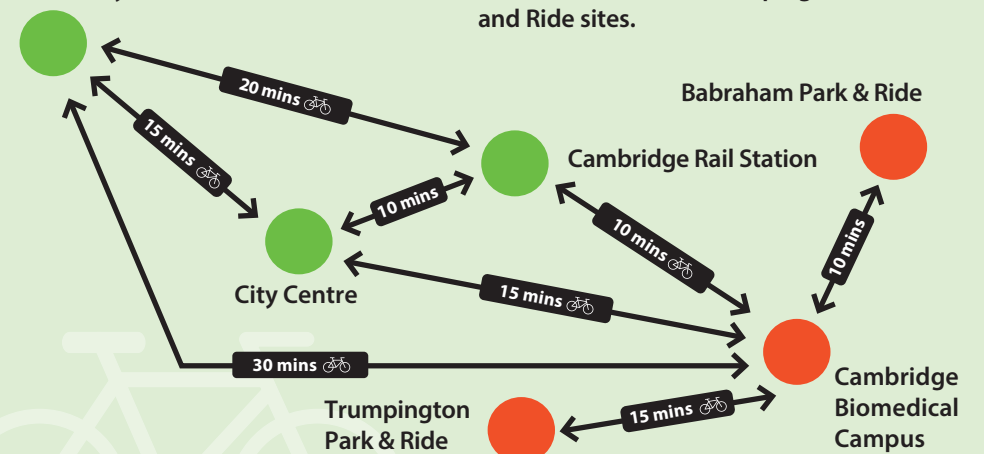


## Get on your bike



West Cambridge University Sites

CBC is only a 10-15 minute cycle ride from both Babraham and Trumpington Park and Ride sites.



Campus Cycle Hub can be found on site (Richard Howe Way, CB2 1DG), open every weekday from 8am-5pm. Services include bike repairs, servicing and sales, for more info: [www.thebikeman.co.uk/campus-cycle-hub.html](http://www.thebikeman.co.uk/campus-cycle-hub.html)

## Catch the Bus



Please see overleaf for more information about the buses you can take from each stop at CBC.

## Cambridgeshire Guided Busway



Bus routes A, B, and U operate along the Cambridgeshire Guided Busway, the longest guided busway in the world. This specially constructed traffic-free route provides rapid transport between Cambridge Railway Station and CBC, with consistent journey times of just a few minutes. It's the quickest way of travelling between the two locations.

For more details please visit [www.thebusway.info](http://www.thebusway.info)

## Train & Bus



There are plenty of buses between Cambridge Railway Station and CBC. The quickest journeys are usually on board those which operate along Cambridgeshire Guided Busway (see below).

Get Plusbus with your rail ticket which provides unlimited travel on both Whippet and Stagecoach buses across the whole urban area of Cambridge City.

Find out more: <http://www.plusbus.info/cambridge>

## Park & Ride



Drive to one of the five Park & Ride sites located on the outskirts of the city that provide free parking all day and a fast and frequent bus ride to the city centre. A return ticket costs £3 (£3.50 from Trumpington) and travel is unlimited.

If you are travelling to CBC from Babraham Park & Ride, you can purchase a short hop return ticket for just £2.50.

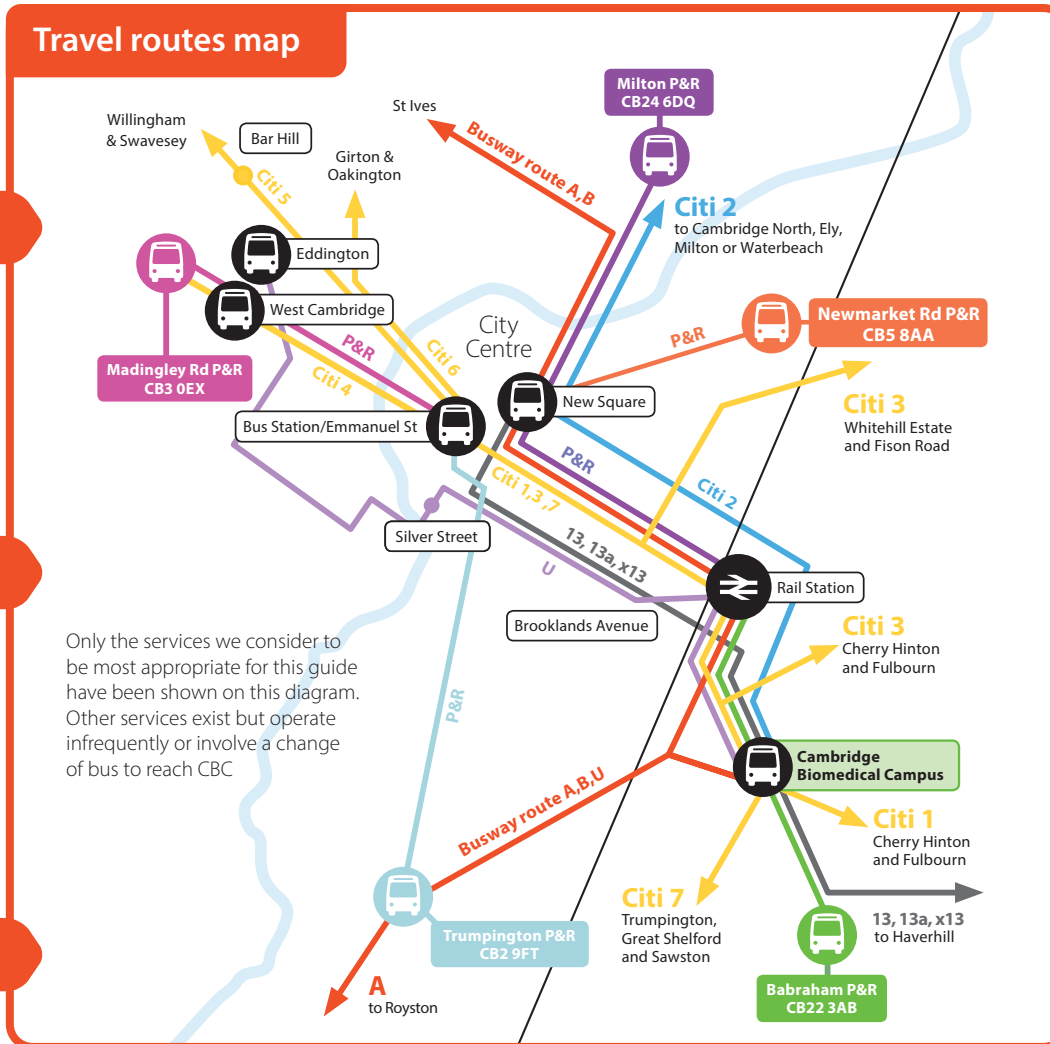
Find out more by visiting: <http://www.cambridgeparkandride.info/>

To find out more about Cambridge Biomedical Campus visit <https://cambridge-biomedical.com>

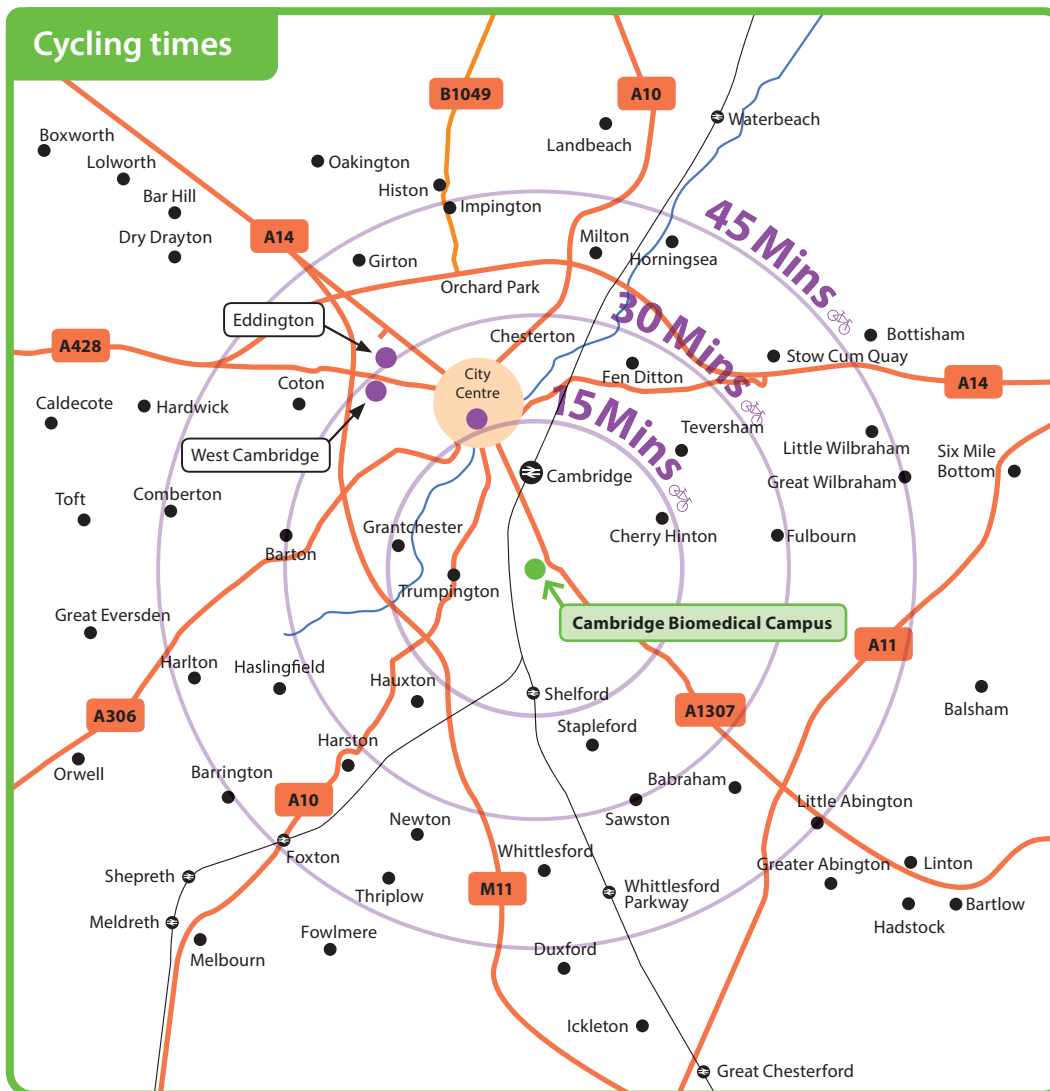
## Funded by:



## Travel routes map



## Cycling times



# Travel Guide



## Go Electric



If you have an electric vehicle, there are charging points at both Trumpington and Babraham Park and Ride sites. In addition, there are electric charging points available for use in Car Park 2 for both cars and cycles.

## Join a Car Club



Car clubs give you access to a car when you need it, perfectly maintained without the hassle or expense of ownership. Both Zipcar and Ecar vehicles are located across Cambridge. Find out where your nearest vehicles are located on the Zipcar and E-Car websites:

[www.zipcar.co.uk](http://www.zipcar.co.uk)

<https://ecarclub.co.uk/>

### Business Travel

If you need to use a car for work, check if your employer has a pool hire scheme for business use.

## Car Sharing



Why not share your car journey to reduce the costs of driving to work? Join Liftshare, the car-sharing community: <https://liftshare.com/uk>

1. Register online at <https://liftshare.com/uk>
2. Register your journey to work
3. Look for members who travel the same route
4. Get in touch with them to organise a match!
5. If there isn't a match already you will be informed when somebody with your journey registers.

How much would you save from car-sharing?

Try the fuel saving calculator:

<https://liftshare.com/uk/savings-calculator>



## Car Parking



Car parking on site is limited so we encourage all who are able to travel by sustainable modes.

Please note that through route enforcement is in place with Automated Number Plate Recognition (ANPR) cameras monitoring traffic movements. Drivers using the site as a through-route may be fined. Anyone who is driving onto the campus to collect, drop off or to visit one of the Hospitals or businesses will not be fined.